

SHERPA

Z10 E200



ENG V22.10-1



SHERPA
MINI-LOADERS

TECHNICAL DATA

SHERPA Z10 E200



Motor

Type	Epower+
Capacity	3.1/4.2 kW/Hp
Revolutions per minute	2150 rpm
Adjusted amount of revolutions	1500/2150 rpm
Cooling	Air cooled

Drive system

Hydrostatic through 4 hydraulic wheel motors

Max. speed Turtle

0-3,5 (proportional) km/h*

Max. speed Hare

0-5 (proportional) km/h*

Capacity data

	Turtle	Hare
Breakout force	726 kg	726 kg
Tractive force	400 kg*	400 kg*
Hydraulic drive- and working system	12/190 l/bar	17,7/190 l/bar
Hydraulic tank capacity	40 l	

Tires

Standard 5.00-8 - solid tires/non-marking

Brakes

Braking system Hydrostatic through 4 hydraulic wheel motors

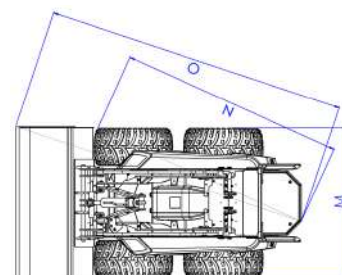
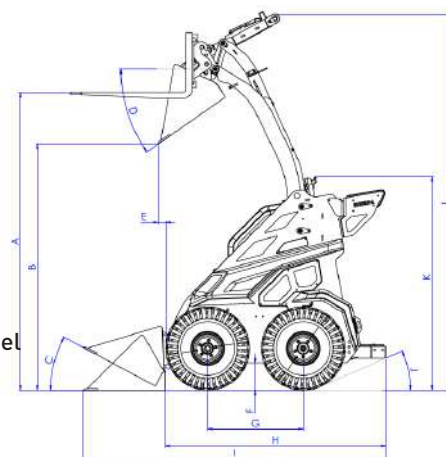
Steering

Skid steering

Electrical system

Voltage	24 V
Battery capacity	400 Ah

Dimensions in mm on standard tyres



A Max. height pallet forks	2013	J Rear angle	17,5°
B Max. dump height	1656	K Height machine	1453
C Angle bucket low	28°	L Total max height	2547
D Bucket angle when dumping	35°	M Width narrow tires	760
E Length from front wheel to bucket when dumping	92	M Width wide tires	1000
F Ground clearance	146	N Turning radius	1552
G Wheelbase	657	O Turning radius with bucket(76cm)	2191
H Length machine (folded footplate)	1519 ⁽¹³⁴⁵⁾		
I Length machine with bucket	2075		

* Depending on choice of tires

specifications and features are subject to change without notice

TECHNICAL DATA

SHERPA Z10 E200

Max. Dimensions (L mm x B mm x H mm, without bucket)

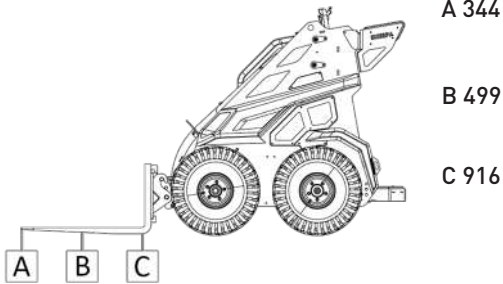
Standard 1519 x 760 x 1453

Kerb weight

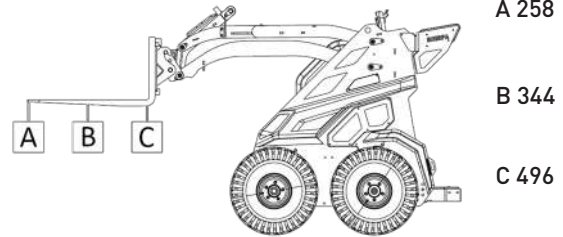
940 kg (with standard tires)

Tipping loads (kg)*

Pallet forks low**



Pallet forks high**



* Including driver 75kg

** Consider a safety factor of 30%

SHERPA Z10 E200

The Z10 is powered by a lead acid battery, and is switchable between two gears. A higher speed to cover long distances, and a lower speed to manoeuvre more precisely, save battery and work with extra lifting power. The Z series is ergonomically optimized and very maintenance-friendly.

More information?

Call us +31 412 61 33 44

Canadabaan 14 | 5388 RT Nistelrode | www.sherpaminiloaders.com



specifications and features are subject to change without notice